



Canadian  
Cancer Clinical  
Trials Network

# ADVANCING ACADEMIC CANCER CLINICAL TRIALS

## 2019/20 ANNUAL REPORT

# Executive Opening Statement

The Canadian Cancer Clinical Trials Network's annual report for 2019–2020 highlights our accomplishments as the Network marks the midpoint of the renewed strategic plan for 2018–2022.

As with each year since the Network's formation, we have seen an overall increase in patient accrual to academic cancer clinical trials (ACCTs) in Canada. Highlights from the past year include further uptake of clinical trial management systems (CTMS) and greater functional use by trial teams. CTMS use not only supports better operating efficiency, but yields a richer, higher-quality dataset to describe and monitor Portfolio trials' status and activities. 3CTN Portfolio trial information and reporting has also been transformed through the development and roll out of a dynamic reporting interface. For the first time, stakeholders will independently have access to current trial information at a national, regional or individual cancer centre level.

In March, 3CTN's Scientific Advisory Board (SAB) completed the eighteen-month review of 3CTN. The SAB acknowledged the unique and comprehensive initiatives of the Network and suggested that Canadian cancer research funders and community can feel justifiably proud of its successes. The SAB

noted that initiatives were being delivered in a well-organized, innovative and cost-effective manner. Highlighted achievements included the gains in embedding and advancing patient and public involvement (PPI) within individual cancer centres where the patient voice can be most effective in guiding the local conduct of cancer trials. The SAB supported 3CTN's greater strategic focus on prioritizing opportunities that are inclusive of all regions and patient populations. These specific initiatives are to create more equitable access to trial options for the significant number of Canadian patients residing in rural or remote communities as well as a refreshed approach for supporting the C17 paediatric network.

Continuing to add new Portfolio trials of high scientific interest and potential clinical impact is recognized as the driving mechanism for overall success. As 3CTN moves into the remaining two years of its strategic plan it will focus on sustaining accomplishments and advancements and address ongoing risks and challenges.

Reasons for under-performance to accrual targets within regions will be re-examined and priority given to developing a diversified funding model that is able to sustainably support trial centres' performance across regions.

3CTN continued to achieve its overall objectives for advancing the Canadian clinical trials environment at a crucial time for stakeholders. The global COVID-19 pandemic forced cancer centre trial units to halt accruals to ongoing trials as well as new trial openings in the final month of this fiscal year. Response to COVID underscored the need for innovative approaches to trial conduct that includes remote patient access and participation. Lessons learned will inform clinical trial practice in the post-COVID period.

By maintaining emphasis on scientific excellence, leveraging achievements and maximising patient benefit and PPI, we are confident that 3CTN is uniquely positioned to help navigate challenges and promote continued improvements to the Canadian cancer clinical trials landscape.

**The SAB acknowledged the unique and comprehensive initiatives of the 3CTN and suggested that Canadian cancer research funders and community can feel justifiably proud of its successes.**

Sincerest thanks to all whose commitment to advancing performance standards, patient involvement and accrual, enables cancer patients to access novel cancer screening and treatment options offered through academic clinical trials.



**Stephen Sundquist**  
Executive Director



**David Cameron**  
SAB Chair (Incoming)



**Janet Dancey**  
Scientific Director



**Peter Selby**  
SAB Chair (Retiring)

# Improving Network Academic Cancer Clinical Trials Activities

The Canadian Cancer Clinical Trials Network aims to ensure that Canada remains a recognized global leader in academic cancer clinical trials (ACCT). We seek to broaden patient access and accrual to Portfolio trials across all Network sites, provide incentive funding to promote increased accrual, create indicators for trial performance and research quality standards and support a robust model for patient and public involvement (PPI) in trial activities.

Network-wide recruitment was 129 per cent above pre-3CTN (2011-2013) baseline levels and greatly surpassed the target objective for the year of a 60 per cent increase. While the majority of 3CTN member sites met or exceeded their recruitment target for the current four-year period, ongoing evaluation and targeted solutions are required to address persistent regional variations in accrual.

**This past year, 5,700 cancer patients received innovative treatments or interventions through participation on trials supported by 3CTN**

The 3CTN community supports continuous improvements and initiatives to enhance trial execution. Central access to a robust ACCT Portfolio, best-practice resources and trial management tools allow teams to focus on trial recruitment and conduct.

**Substantial progress has been made to date towards achieving Network ACCT quality and performance goals of:**

- Capturing trial activation data for analysis and benchmarking future gains in trial efficiency
- Clinical trial management system adoption by more centres to streamline records management and operational processes
- Ongoing PPI initiatives like the growing Patient Representative Community of Practice membership at Network sites designed to enhance research quality, effectiveness and priority setting in line with patient values and preferences



**“It is important to both cancer care and research that we make access to clinical trials equitable by focussing especially on those who face barriers such as young people and those in remote communities,”**

**Dr. Janet Dancey, Scientific Director 3CTN**





“I am particularly excited about the CRAFT initiative as it is important to make clinical trials accessible to a larger number of patients living in rural and remote regions. A successful rollout holds the promise to further improve, extend and even save the lives of people diagnosed with cancer.” – Jill Hamer-Wilson, 3CTN Patient Representative

Next, 3CTN plans to match centres with challenges within a performance area, with directed mentoring and other means to those that have demonstrated effective solutions and best practices.

A Network strategic priority is to address barriers to trial participation and enable more patients to have access to the broadest range of trial options. **Two new initiatives to improve trial access that began this year are:**

- Strengthening the Canadian pediatric trial landscape and improving trial options for children, adolescents and younger adult patients through re-established agreements with the C17 pediatric network;
- Bringing more clinical trials to those who live outside urban areas through the Canadian Remote Access Framework for Trials, (CRAFT).

Both initiatives are supported by additional funding from the Canadian Partnership Against Cancer over the remainder of the current four-year plan.

The Canadian Remote Access Framework for Trials, (CRAFT) emerged from a 3CTN-led national initiative this year. A multi-stakeholder workshop of experts from research centres, trial sponsors, patients, ethics boards and Health Canada convened in November. The group drew from available literature and existing models to put forward a Canadianized framework and set of key recommendations for implementation that were summarized in a widely publicized position paper. The necessary shift to more virtual trial processes with the COVID-19 pandemic, supports the feasibility and the imperative for remote trial delivery. Next, 3CTN will publish the CRAFT as a guideline and develop proof of concept implementation projects for Network Cancer Centres and satellite health centre sites in their local area.

We invite you to review the achievements detailed in this report as examples of how 3CTN demonstrates a high return on investment through supports for Canada’s ACCT ecosystem and the effective delivery of promising new screening and therapeutic options for all cancer patients.

# Mapping Canada's Cancer Trial Landscape: 3CTN Portfolio Disease Maps

One of 3CTN's priorities is to optimize its Portfolio of trials by showing trial impact and identifying trial gaps that can inform future research opportunities for new trials.

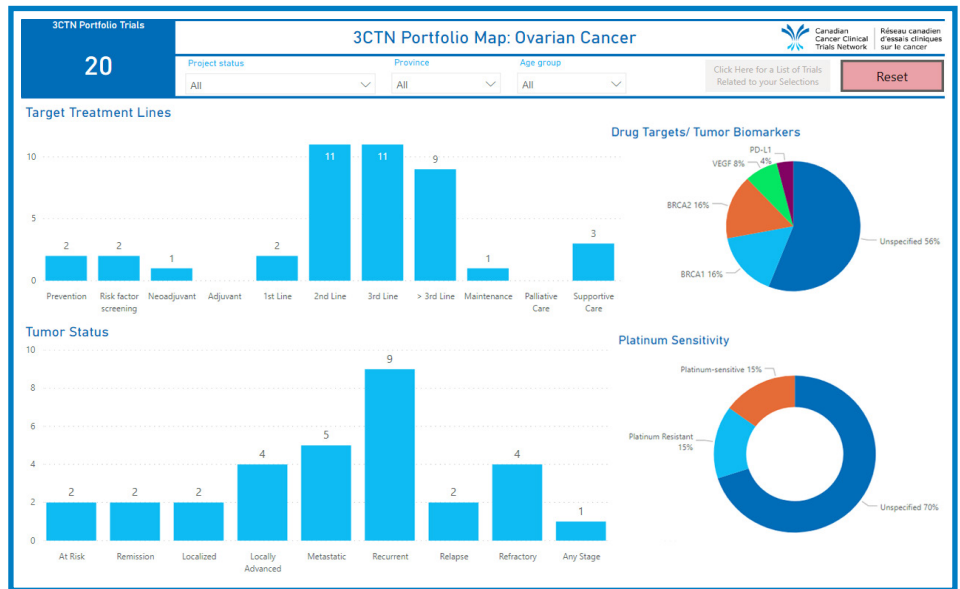
3CTN aims to develop Portfolio maps to provide a clear, visual representation of trial activity by disease site and research focus with links to detailed trial information.

Development and design of initial pilot versions in 2014 were modeled after existing National Cancer Research Institute (U.K.) Portfolio Maps.

At that time, two Portfolio maps were generated but the process was found to be a manually-driven and labour-intensive and proved difficult to sustain.

In 2019, with the support from the 3CTN Management and Portfolio Committees, this initiative was revisited with a focus on automating the process and adding additional variables of interest by leveraging the current Portfolio database and embedded reporting capabilities using a data visualization software.

As each trial enters the 3CTN Portfolio, it is assessed for the standard categories of target treatment line, tumour status, drug targets/ tumour biomarkers and unique disease sub-categories such as platinum sensitivity or castrate resistance for ovarian and prostate



cancer, respectively. Using this new process, categories will be set up and captured in a central repository that will allow for one report to be generated that can be easily filtered by disease sub-site to generate multiple maps.

**"It is important to include patients early on in the development or planning stages of a clinical trial, to better integrate patient perspectives into discussions and decisions as the clinical trial comes to fruition"**

**- Don Wood, 3CTN Patient Representative**



## Identifying gaps: an example using Ovarian cancer.

---

3CTN began with the creation of the latest Portfolio map for ovarian cancer in an intuitive format that allows stakeholders to interact with the data and identify potential research gaps needing to be addressed in Canada.

From this report it can be seen that there are currently no 3CTN Portfolio trials that focus on adjuvant or palliative treatments for patients with ovarian cancer.

Development of future Portfolio maps for different disease sub-sites is planned to begin in the coming year. This will see the creation of two more disease sub-site Portfolio maps with the hope to expand to additional Portfolio maps in the near future. Further dissemination and stakeholder engagement over time will help inform the effectiveness of these Portfolio maps in addressing research gaps in the academic cancer clinical trial landscape.

---

## Enhancing Canadian pediatric cancer clinical trials with real-time results: A case study using EDGE clinical trial management system

In 2018, when Stephanie Badour, Clinical Research Unit Manager at Montreal Children’s Hospital (MCH), heard about the opportunity to implement the EDGE clinical trial management system (CTMS), she immediately jumped at the chance. In her previous role at another pediatric cancer centre, she experienced firsthand the challenges with developing accurate statistics for measuring Clinical Research Unit (CRU) performance.

“I needed to come up with evidence based solutions for some of the problems we were



**Stephanie Badour**

Clinical Research Unit Manager,  
Montreal Children’s Hospital

---

having,” Stephanie said. “But it was very difficult to obtain the data when all your information is stored across numerous databases.”

As Stephanie started to use EDGE, her initial expectations of what the system could do changed. Beyond typical applications for tracking status and

performance of trials in the site trial portfolio, it soon became clear the system could be used in different ways. She discovered that an unexpected feature of EDGE was the ability to

customize the system's functionality to better support collaboration within their institution and externally with other pediatric cancer centres across Canada.

**As a manager, I can see the value of having the information in real time, so we can adjust our processes in real time** - Stephanie Badour

Stephanie worked with the MCH pathology team to set up an improved process for coordinating sample procurement and processing during prescreening of potential clinical trial patients in order to maximize enrollment potential. Creating customized EDGE data fields allowed the pathology department and the CRU to track how many samples need to be taken and set aside to consent for the different research studies available and determine the amount of tissue leftover for future research following a procedure. Reviewing the resulting data against open protocol criteria helps the research team to better prioritize and coordinate the consent process with requests for the release of pathology samples. EDGE's capacity for tracking the enrollment decision and reason for screen failures for each patient makes it possible to create not only a pre-screen list per study but also one for all new patients that includes clinical and pathology requirements. This project has been highlighted within the pediatric community as an example of EDGE's capabilities and benefits that can be realized through the expanded use of the system's functionality.

In the coming year, Stephanie is looking to collaborate with the C17 pediatric network on a number of opportunities for using EDGE as a common platform to help improve trial management capacity and quality at the individual site, standardize clinical study processes as well as build network-wide oversight and reporting capabilities through the following:

- Improve and standardize tracking and retention of regulatory documents and principal investigator oversight and documentation, such as review of new amendments, safety documents, as well as other study decisions to notify a research ethics board (REB) or delegated staff. Improved document management capabilities can better support retrieval of information for future reference or in the event of audit/monitoring queries from the study sponsor;
- Create common templates, data fields, simplify REB submission process and standardize workload assessments across all sites and track site finance in real time;
- Enhance C17 monitoring processes across Canadian sites by creating a centralized source for review of trial documents and providing an environment for logging query comments.

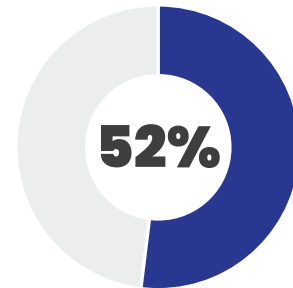
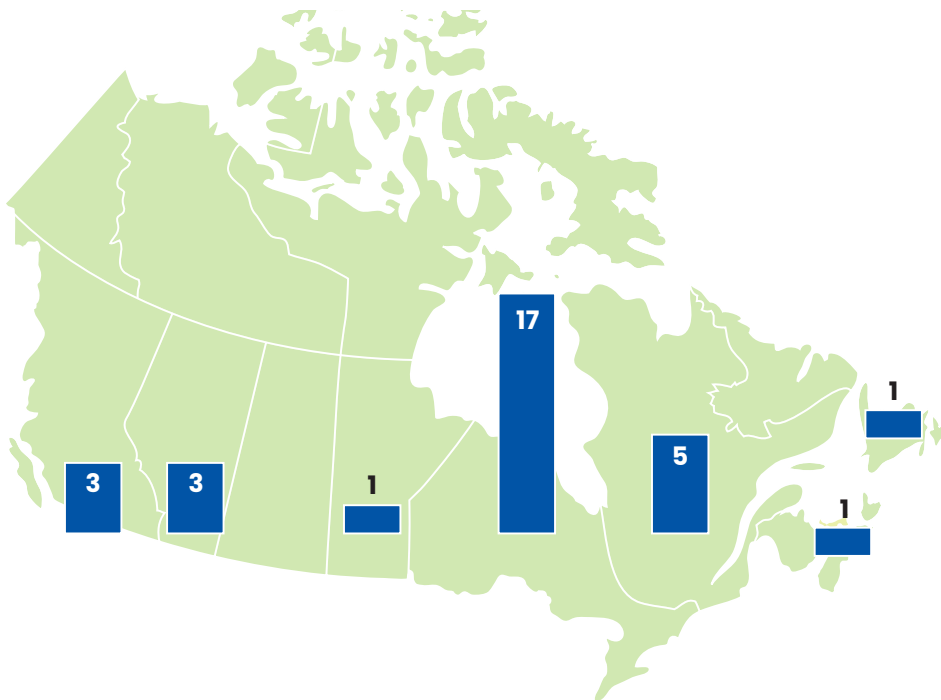
These initiatives align with the current culture of collaboration among the pediatric cancer clinical trial community and will each contribute to its continued success.



# Patient and Public Involvement: Expansion of Patient Representatives across the Network

One of the key priorities of the 3CTN Strategic Plan 2018–2022 is to enhance patient and public involvement (PPI) across all Network centres.


## Distribution of Patient Representatives across Canada:



24 Network centres have recruited a Patient Representative

Patient representatives provide a crucial perspective to clinical trials by providing feedback, insight, expertise and support towards trial activities and initiatives. The 3CTN Coordinating Centre and the Patient Representative Advisory Council (PRAC) continue to support Network centres in their efforts to recruit patient partners in research.

As of March 2020, more than half of Network centres have recruited a patient representative, with targeted support to assist remaining centres in completing onboarding by the end of 2022. In the coming year, 3CTN plans to assess the impact of patient representation at the centre level in order to address strategic gaps, identify new opportunities and fully capitalize on the potential for increasing the caliber of patient-centred trial activities.



“I am very proud of the patient representative community, its integrity and the diversity in the voices representing various regions, languages, values and ideas. When together, we are focused on trying to help bring awareness of clinical trials to others as they navigate through their cancer journey.”

– Fred Clark, Chair of the PRAC

# Network Achievements for FY2019–2020

## British Columbia

---

### Accrual to target 78% | Patient partners 3

- Coordinator hired to lead trial start up activities and identify process improvement opportunities;
- Provincial quality assurance initiatives implemented, including internal audits.

## Alberta

---

### Accrual to target 229% | Patient partners 3

- Supported Investigator Initiated Trials program to launch more academic trials at centres;
- Implemented 'action for improvement' for emerging performance issues and/or trends;
- Worked with patient advisors to review and refresh Alberta Cancer Clinical Trials website.

## Manitoba

---

### Accrual to target 33% | Patient partners 1

- Implemented process to support low recruiting trials within the first year of study activation;
- Created site profile information provided to sponsors in advance to their site selection visits. This reduced the number of questions, which significantly reduced visit times.

## Ontario

---

### Accrual to target 165% | Patient partners 5

- Implemented quality improvement initiatives such as a Quality Control Program, adding a standing monthly agenda topic called 'Process Series' to share and discuss clinical trials process best practices;

## Ontario

- Developed policy for under performing trials and implemented several strategies including reviewing recruitment targets, implementing recruitment strategies;
- Partnered with a community wellness centre to host a clinical trials information session to increase trial awareness.

## Quebec

---

### Accrual to target 135% | Patient partners 5

- Launched oncoquebec.com, a user-friendly clinical trials website, listing all available trials in Quebec;
- Implemented strategies, standard operating procedures and training at sites to improve trial performance;
- Developed internal quality control procedures to provide periodical internal data monitoring.

## Nova Scotia

---

### Accrual to target 32% | Patient partners 1

- Partnered with Cape Breton Cancer Centre to improve access to trials for patients outside of Halifax;
- Process created to improve trial performance monitoring.

## Newfoundland

---

### Accrual to target 67% | Patient partners 1

- Started implementation of EDGE, a clinical trials management system;
- Created study performance metrics and timelines for evaluation of open trials monthly.

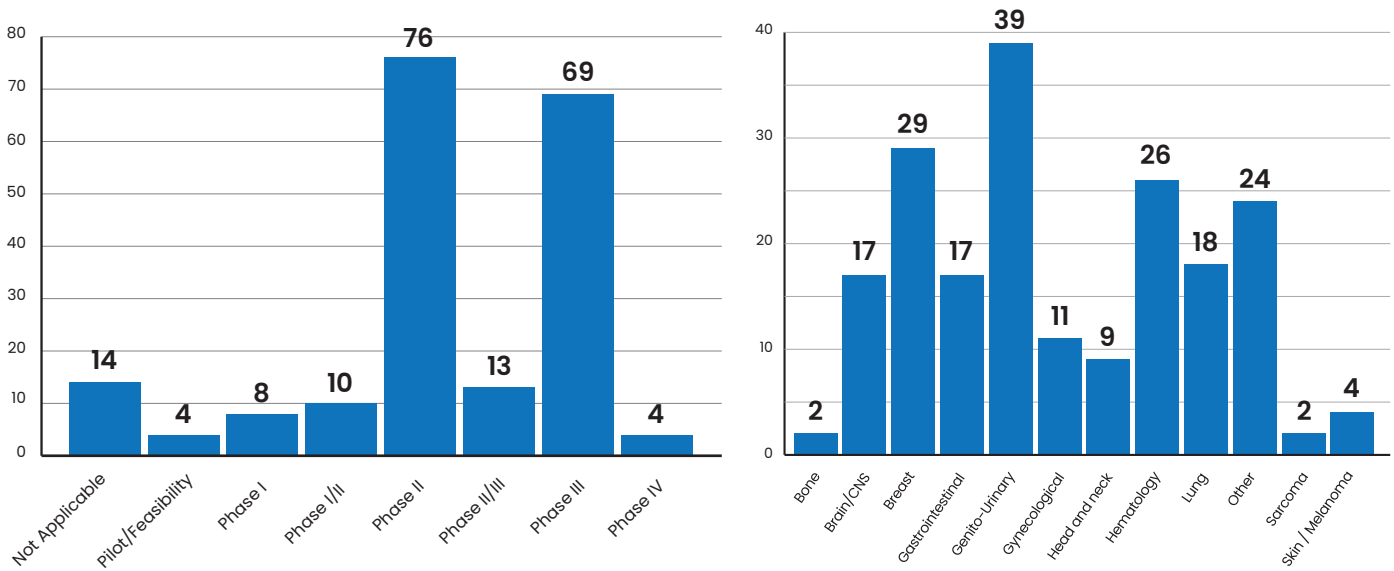
Note: Network's annual target is 60% above the pre-3CTN baseline

---

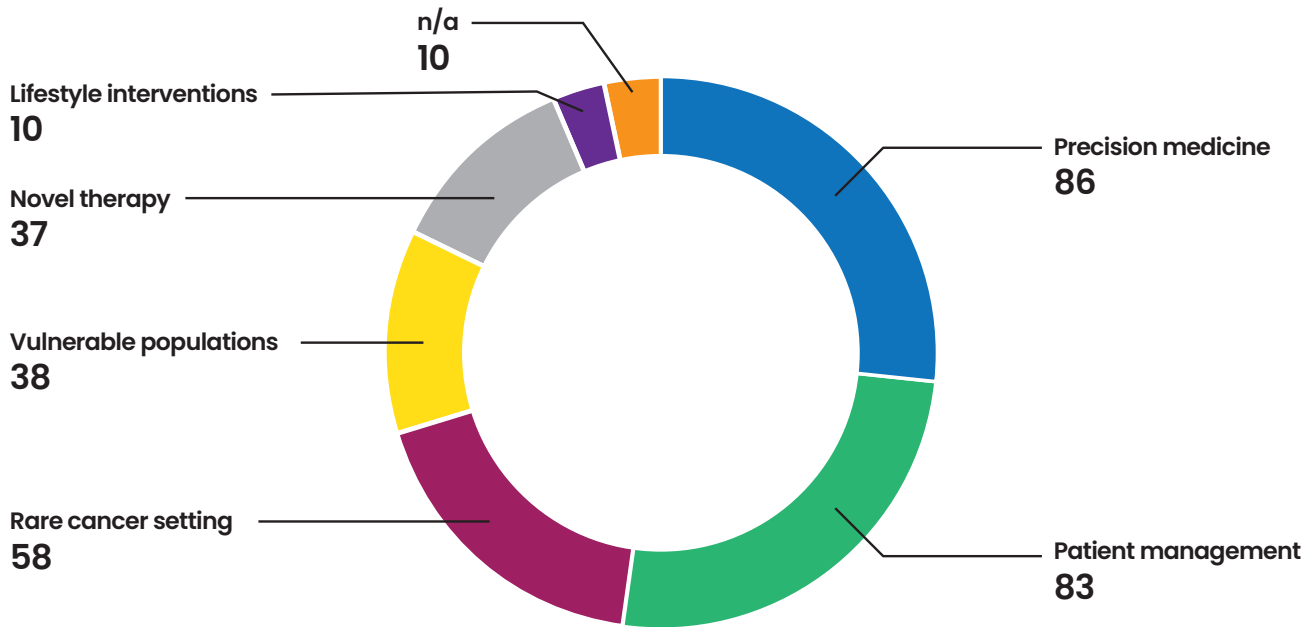
# 3CTN Performance Metrics, Year 6

| Network Site  | Type | Recruitment to Portfolio Trials |                   |               |                    | 3CTN Objectives         |                     |
|---|------|---------------------------------|-------------------|---------------|--------------------|-------------------------|---------------------|
|   |      | Pre-3CTN Baseline               | Total # Recruited | % of Baseline | % to Annual Target | Patient Rep Recruitment | CTRNet Registration |
| <b>Ontario</b>  |      |                                 |                   |               |                    |                         |                     |
| London Health Sciences Centre                                       | NCC  | 186                             | 942               | 506%          | 317%               | in process              | ✓                   |
| Grand River Regional Cancer Centre                                  | NACC | 20                              | 19                | 95%           | 59%                | ✓                       | ✓                   |
| Windsor Regional Cancer Centre                                      | NACC | 14                              | 3                 | 21%           | 13%                | in process              | ✓                   |
| Juravinski Cancer Centre  | NCC  | 181                             | 217               | 120%          | 75%                | ✓                       | ✓                   |
| Cambridge Memorial Hospital   | NACC | 11                              | 8                 | 73%           | 45%                | ✓                       | ✓                   |
| St. Joseph's Healthcare Hamilton                                    | NACC | 21                              | 20                | 95%           | 60%                | in process              |                     |
| Walker Family Cancer Centre   | NACC | 17                              | 40                | 235%          | 147%               | in process              | ✓                   |
| Sunnybrook Health Sciences Centre                                   | NCC  | 141                             | 638               | 452%          | 283%               | ✓                       | ✓                   |
| Humber River Hospital   | NACC | 1                               | 3                 | 300%          | 188%               | in process              | ✓                   |
| Michael Garron Hospital   | NACC | 2                               | 0                 | 0%            | 0%                 | in process              |                     |
| Princess Margaret Cancer Centre                                     | NCC  | 396                             | 543               | 137%          | 86%                | ✓                       | ✓                   |
| Markham Stouffville Hospital  | NACC | 1                               | 6                 | 600%          | 375%               | ✓                       | ✓                   |
| Mount Sinai Hospital  | NACC | 21                              | 7                 | 33%           | 21%                | in process              | ✓                   |
| Northeast Cancer Centre   | NACC | 24                              | 17                | 71%           | 44%                | in process              | ✓                   |
| North York General Hospital   | NACC | 1                               | 7                 | 700%          | 438%               | in process              | ✓                   |
| Royal Victoria Regional Health Centre                               | NACC | 8                               | 25                | 313%          | 195%               | ✓                       | ✓                   |
| Southlake Regional Health Centre                                    | NACC | 10                              | 32                | 320%          | 200%               | ✓                       | ✓                   |
| St. Michael's Hospital  | NACC | 19                              | 3                 | 16%           | 10%                | in process              | ✓                   |
| Thunder Bay Regional Health Sciences Centre                         | NACC | 26                              | 4                 | 15%           | 10%                | ✓                       | ✓                   |
| Trillium Health Partners – Credit Valley Hospital                   | NACC | 27                              | 10                | 37%           | 23%                | ✓                       | ✓                   |
| William Osler Health System   | NACC | 1                               | 16                | 1600%         | 1000%              | in process              | ✓                   |
| The Ottawa Hospital Cancer Centre                                   | NCC  | 132                             | 804               | 609%          | 381%               | in process              | ✓                   |
| Cancer Centre of Southeastern Ontario at Kingston General Hospital  | NACC | 41                              | 89                | 217%          | 136%               | in process              | ✓                   |
| R.S. McLaughlin Durham Regional Cancer Centre                       | NACC | 22                              | 36                | 164%          | 102%               | ✓                       | ✓                   |
| <b>Manitoba</b>   |      |                                 |                   |               |                    |                         |                     |
| CancerCare Manitoba   | NCC  | 99                              | 51                | 52%           | 32%                | ✓                       | ✓                   |
| Western Manitoba Cancer Centre                                      | NACC | 1                               | 1                 | 100%          | 63%                | ✓                       |                     |
| <b>British Columbia</b>   |      |                                 |                   |               |                    |                         |                     |
| BC Cancer – Vancouver   | NCC  | 106                             | 110               | 104%          | 65%                | in process              | ✓                   |
| BC Cancer – Abbotsford  | NACC | 16                              | 1                 | 6%            | 4%                 | ✓                       | ✓                   |
| BC Cancer – Prince George   | NACC | 1                               | 10                | 1000%         | 625%               | ✓                       | ✓                   |
| BC Cancer – Kelowna   | NACC | 38                              | 33                | 87%           | 54%                | ✓                       | ✓                   |
| BC Cancer – Victoria  | NACC | 26                              | 78                | 300%          | 188%               | in process              | ✓                   |
| <b>Alberta</b>  |      |                                 |                   |               |                    |                         |                     |
| Cross Cancer Institute  | NCC  | 102                             | 310               | 304%          | 190%               | ✓                       |                     |
| Tom Baker Cancer Centre   | NCC  | 76                              | 341               | 449%          | 280%               | ✓                       |                     |
| <b>Quebec</b>   |      |                                 |                   |               |                    |                         |                     |
| CIUSSS du Centre-Ouest-de-l'Île-de-Montréal (CIUSSS CODIM)          | NACC | 87                              | 155               | 178%          | 111%               | ✓                       |                     |
| CISSS de l'Outaouais  | NACC | 3                               | 5                 | 167%          | 104%               | in process              |                     |
| CHU de Québec – Université Laval                                    | NACC | 180                             | 309               | 172%          | 107%               | in process              | ✓                   |
| CIUSSS de l'Estrie – Centre hospitalier universitaire de Sherbrooke | NACC | 46                              | 61                | 133%          | 83%                | ✓                       | ✓                   |
| Centre Hospitalier de l'Université de Montréal (CHUM)               | NACC | 153                             | 66                | 43%           | 27%                | ✓                       | ✓                   |
| CIUSSS du Nord-de-l'Île-de-Montréal (CIUSSS NDIM)                   | NACC | 3                               | 539               | 17967%        | 11229%             | in process              |                     |
| CIUSSS de l'Est-de-l'Île-de-Montréal (CIUSSS-EDIM)                  | NACC | 60                              | 15                | 25%           | 16%                | in process              | ✓                   |
| <b>Nova Scotia</b>  |      |                                 |                   |               |                    |                         |                     |
| Nova Scotia Health Authority  | NCC  | 39                              | 20                | 51%           | 32%                | ✓                       | ✓                   |
| <b>Newfoundland</b>   |      |                                 |                   |               |                    |                         |                     |
| Eastern Regional Health Authority                                   | NCC  | 15                              | 16                | 107%          | 67%                | ✓                       | ✓                   |
| <b>Pediatrics</b>   |      |                                 |                   |               |                    |                         |                     |
| CancerCare Manitoba   | NACC | 18                              | 7                 | 39%           | NA                 | ✓                       | ✓                   |
| CHU de Québec-Université Laval / Centre Mère-Enfant Soleil          | NACC | 17                              | 21                | 124%          | NA                 | in process              |                     |
| Centre hospitalier universitaire de Sainte-Justine                  | NACC | 42                              | 38                | 90%           | NA                 | in process              | ✓                   |
| Montreal Children's Hospital  | NACC | 24                              | 10                | 42%           | NA                 | in process              |                     |
| Janeway Children's Health and Rehabilitation Centre                 | NACC | 4                               | 0                 | 0%            | NA                 | ✓                       |                     |
| <b>Total (N=47)</b>   |      | <b>2479</b>                     | <b>5686</b>       | <b>229%</b>   |                    | <b>(24) 52%</b>         | <b>(36) 78%</b>     |
| <b>Adult Patient Sites (N=42)</b>                                   |      | <b>2374</b>                     | <b>5610</b>       | <b>236%</b>   | <b>148%</b>        |                         |                     |
| <b>Pediatric Sites (N=5)</b>  |      | <b>105</b>                      | <b>76</b>         | <b>72%</b>    |                    |                         |                     |
| <b>Number of sites achieving Y6 accrual target</b>                  |      |                                 |                   |               | <b>20</b>          |                         |                     |

## Portfolio Trials by Disease Phase and Site



## Portfolio Trials by Categories of Special Interest



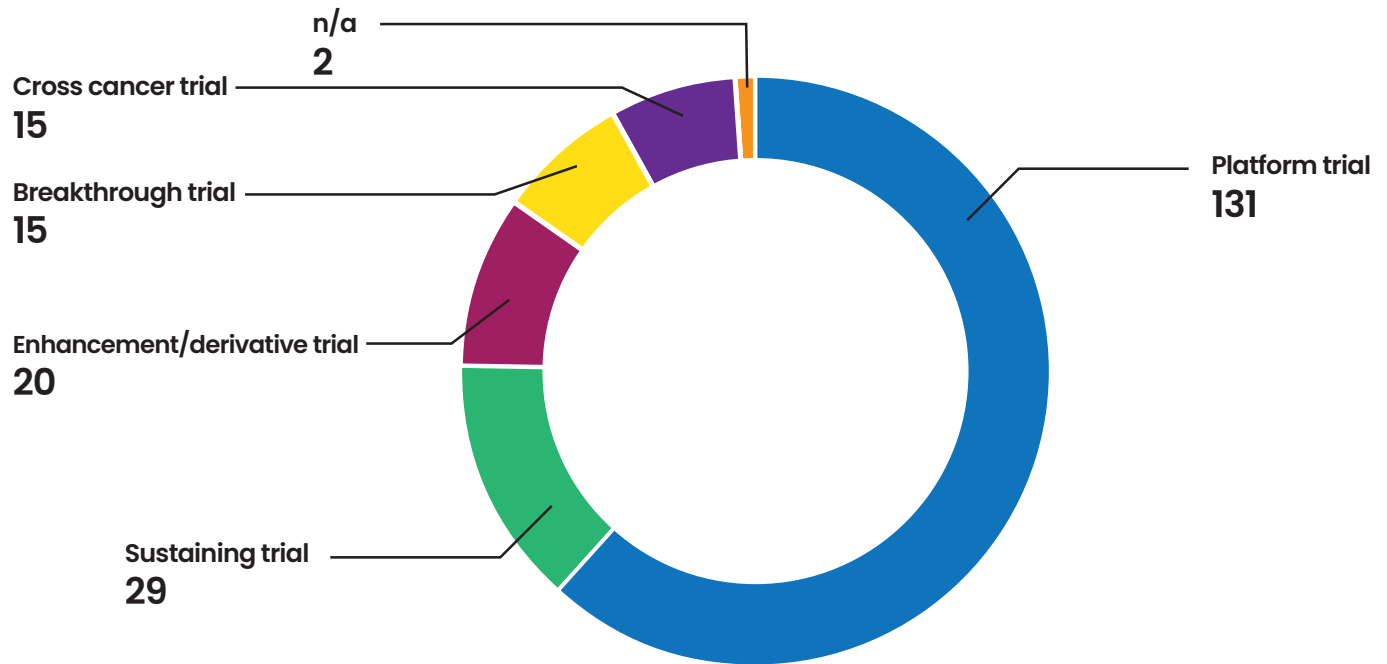
**17%** of Active Y6 Portfolio trials were Immunotherapy Trials



**33%** of Active Y6 Portfolio trials were Randomized Phase 3 trials



## Portfolio Trials by Potential Impact on Patient Population



**198**  
Portfolio trials supported



**87.5%**  
Application approval rate



**32**  
Portfolio applications reviewed



**5 day** median application processing time

## Top 5 Portfolio Trials (by number of member sites)

### (CCTG) BR.31 | NCT02273375

A Phase III Prospective Double Blind Placebo Controlled Randomized Study of Adjuvant MEDI4736 In Completely Resected Non-Small Cell Lung Cancer

**CURRENT SITES: 27** | DISEASE: LUNG / NON-SMALL CELL | TOTAL RECRUITMENT: 179

### (CCTG) MA.39 / TAILOR RT | NCT03488693

Tailor RT: A randomized trial of regional radiotherapy in Biomarker low risk node positive breast cancer

**CURRENT SITES: 24** | DISEASE: BREAST | TOTAL RECRUITMENT: 161

### (CCTG) CE.8 / EORTC-1709-BTG | NCT03345095

A Phase III Trial of Marizomib in Combination with Standard Temozolomide-Based Radiochemotherapy versus Standard Temozolomide-Based Radiochemotherapy Alone in Patients with Newly-Diagnosed Glioblastoma

**CURRENT SITES: 18** | DISEASE: BRAIN/CNS | TOTAL RECRUITMENT: 169

### (CCTG) CX.5 / SHAPE | NCT01658930

A Randomized Phase III Trial Comparing Radical Hysterectomy and Pelvic Node Dissection vs Simple Hysterectomy and Pelvic Node Dissection in Patients With Low-Risk Early Stage Cervical Cancer

**CURRENT SITES: 18** | DISEASE: GYNECOLOGICAL/CERVIX | TOTAL RECRUITMENT: 136

### (CCTG) MAC.20/Alliance A011401/BWEL study | NCT02750826

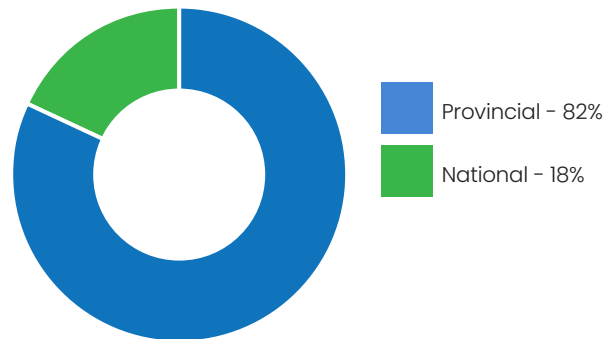
Randomized Phase III Trial Evaluating the Role of Weight Loss in Adjuvant Treatment of Overweight and Obese Women With Early Breast Cancer

**CURRENT SITES: 16** | DISEASE: BREAST | TOTAL RECRUITMENT: 166

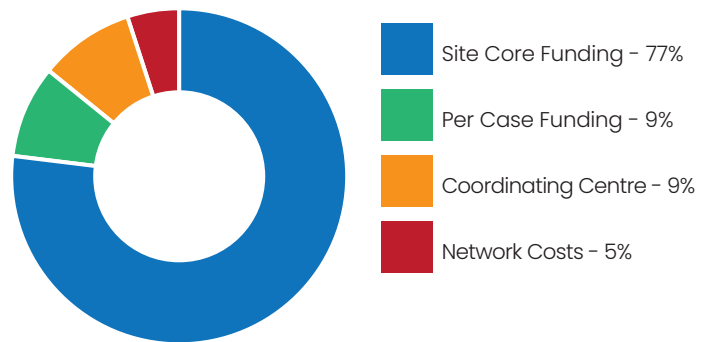
## Revenue and Expenses for Fiscal Year 2019–2020

| Period ending<br>March 31, 2020   | Amount in CDN<br>\$ |
|-----------------------------------|---------------------|
| <b>Revenue</b>                    |                     |
| National                          | 1,000,000           |
| Provincial                        | 4,558,367           |
| <b>Total</b>                      | <b>5,558,367</b>    |
| <b>Expenses</b>                   |                     |
| Site Core Funding                 | 4,356,538.40        |
| Per Case Funding*                 | 501,035.00          |
| Coordinating Centre               | 530,880.98          |
| Network Costs                     | 275,543.78          |
| <b>Total</b>                      | <b>5,663,998.16</b> |
| <b>NET: Revenue Less Expenses</b> | <b>(105,631.16)</b> |

### Revenue



### Expenses



**Note:** \*PCF amount reflects funds distributed for Y5 (18-19) and accounted for in Y6-Q1 (19-20)

## Funding Partners



## Collaborators



## Scientific Advisory Board

### David Cameron, MD (Chair)

Chair, Breast International Group

### Gavin Stuart, MD

Professor, Division of Gynecologic Oncology,  
University of British Columbia

### Patrick Sullivan

Patient Representative

### Stephen Sundquist

Executive Director,  
3CTN

### Janet Dancey, MD

Scientific Director,  
3CTN

## Funders Oversight Committee

### Craig Earle, MD (Chair)

Vice President, Cancer Control  
Canadian Partnership Against Cancer

### Rami Rahal

Vice President, Cancer Systems, Performance  
and Innovation  
Canadian Partnership Against Cancer

### Ian Tannock, MD

Emeritus Professor of Medical Oncology  
Princess Margaret Cancer Centre

### Megan Lee

Vice President, Program Investment (Acting)  
Alberta Cancer Foundation

### Gerald Batist, MD

Associate Scientific Director,  
3CTN

### Bernie Eigl, MD

Associate Scientific Director,  
3CTN

### Lynette Hillier

Executive Director  
Eastern Regional Health Authority

### Farah McCrate, PhD

Director, Research & Innovation  
Eastern Regional Health Authority

### Kathryn Dyck

Manager, Clinical Trials Unit  
CancerCare Manitoba

### Christine Williams, PhD

Deputy Director and Head, Clinical Translation  
Ontario Institute for Cancer Research

### Teresa Petrocelli, PhD (alternate)

Director, Clinical Translation  
Ontario Institute for Cancer Research

### Stephen Sundquist

Executive Director,  
3CTN

### Janet Dancey, MD

Scientific Director,  
3CTN

## Management and Executive (\*) Committee

### Ian Tannock (Chair)\*, MD

Emeritus Professor of Medical Oncology  
Princess Margaret Cancer Centre

### Janet Dancey\*, MD

Scientific Director,  
3CTN

### Bernie Eigl\*, MD

Associate Scientific Director,  
3CTN

### Annette Cyr\*

Patient Representative and Chair,  
Melanoma Network of Canada

### Gerald Batist\*, MD

Associate Scientific Director,  
3CTN

### Tracie Hanna

Manager, Cancer Clinical Research Team,  
Kingston Health Sciences Centre

### Joseph Pater, M.Sc., MD

Emeritus Professor,  
Queen's University

### Joel Gingerich, MD

Medical Director, Community Oncology,  
CancerCare Manitoba

### Jim Pankovich

Vice President, Clinical Operations & Drug  
Development  
Qu Biologics

### Jim Whitlock, MD

Division Head, Haematology/Oncology, The  
Hospital for Sick Children

### Arik Drucker, MD

Medical Oncologist, Nova Scotia Cancer  
Centre

### John Thoms, MD

Physician Director, Clinical Trials  
Dr. H. Bliss Murphy Cancer Centre

### Glenn Bauman, MD

Radiation Oncology  
London Regional Cancer Program

### Patricia Tang, MD

Clinical Assistant Professor, Departments of  
Oncology  
Tom Baker Cancer Centre

### Stephen Sundquist

Executive Director,  
3CTN

### Lam Pho

Director, Information Technology,  
3CTN

## Coordinating Centre

### Janet Dancey, MD

Scientific Director

### Stephen Sundquist

Executive Director

### Lam Pho

Director, Information Technology

### Diana Kato

Manager, Operations

### Rebecca Xu

Manager, Portfolio and Informatics

### Saher Lalani

Project Financial Analyst

### James Schoales

Portfolio Data Coordinator



# Canadian Cancer Clinical Trials Network

MaRS Centre  
661 University Ave, Suite 510  
Toronto, Ontario,  
Canada M5G 0A3

1-866-678-642

 @3ctnnews  
info@3ctn.ca  
[www.3ctn.ca](http://www.3ctn.ca)